

# Purpose Code and Format MT103 & MT199

- Information input in **field 70 MT103** and **field 79 MT199** :

PURPOSE CODE

INVOICE INFORMATION

- Purpose Code input in **field 70 MT103** and **field 79 MT199** :

1011 → EXPORT

2012 → IMPORT

# Purpose Code and Format MT103 & MT199

**MT103 - (Customer Credit Transfer)**

**Field 70 → Maximum number of character 4 X 35**

**MT199 – (Free Format Message)**

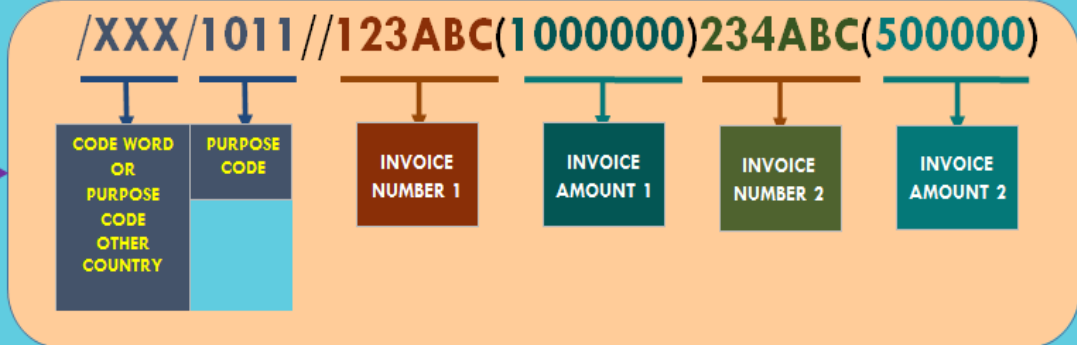
**Field 79 → Maximum number of character 50 X 35**

# Purpose Code and Format MT103 & MT199

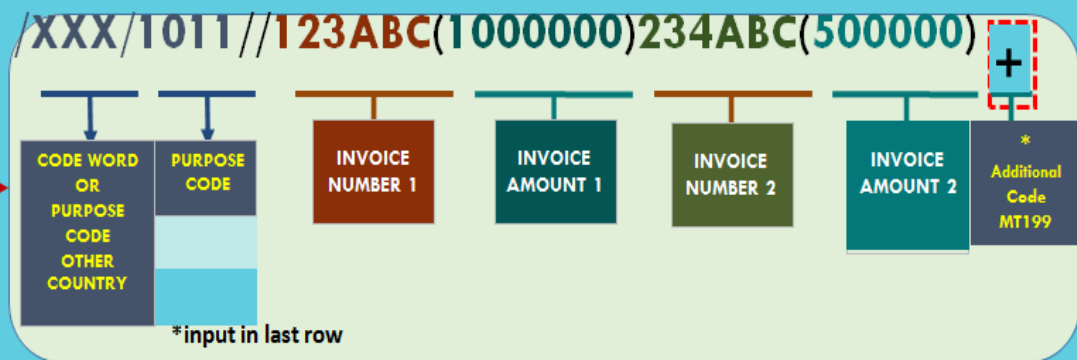
1011 - EXPORT

MT103

WITHOUT  
ADDITIONAL CODE



WITH  
ADDITIONAL CODE

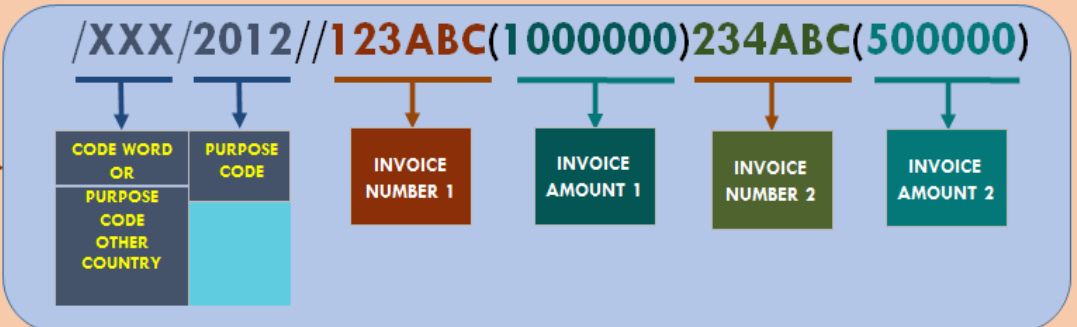


# Purpose Code and Format MT103 & MT199

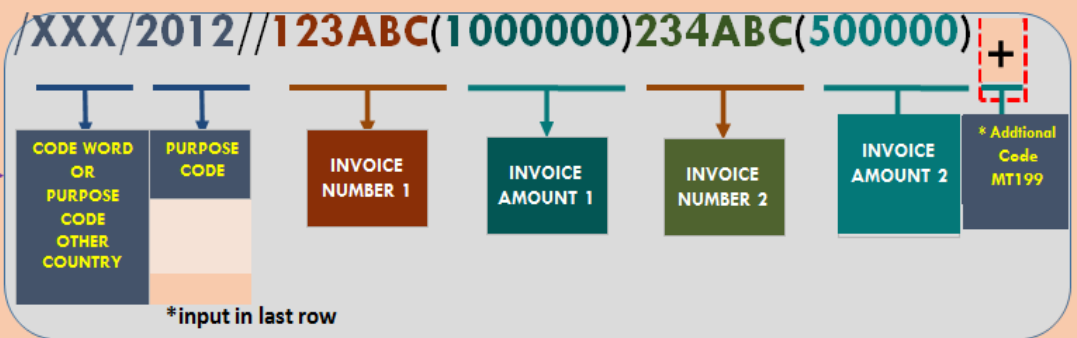
2012 - IMPORT

MT103

WITHOUT  
ADDITIONAL CODE



WITH  
ADDITIONAL CODE

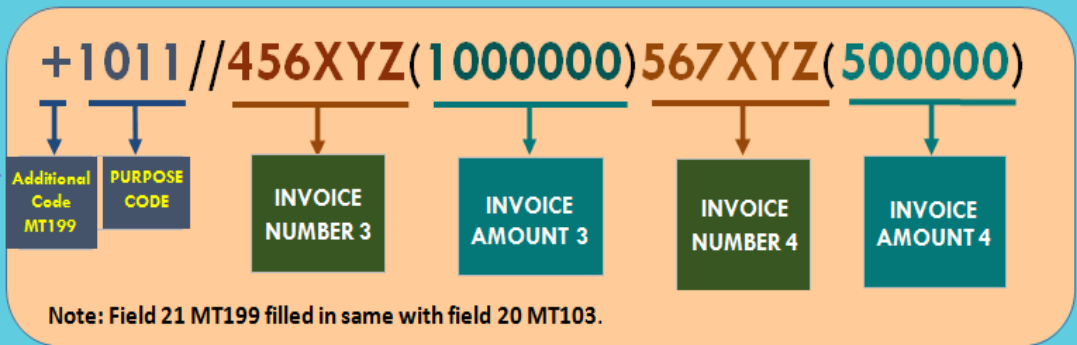


# Purpose Code and Format MT103 & MT199

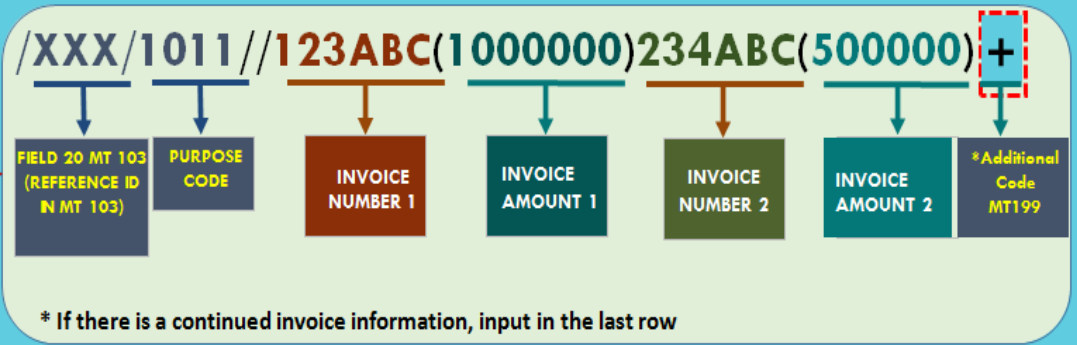
1011 - EXPORT

MT199

CONTINUE  
from MT103



CORRECTION  
IN MT103

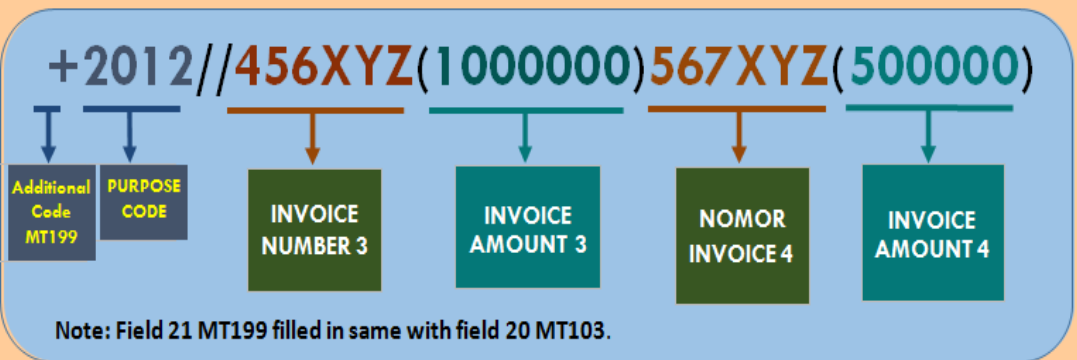


# Purpose Code and Format MT103 & MT199

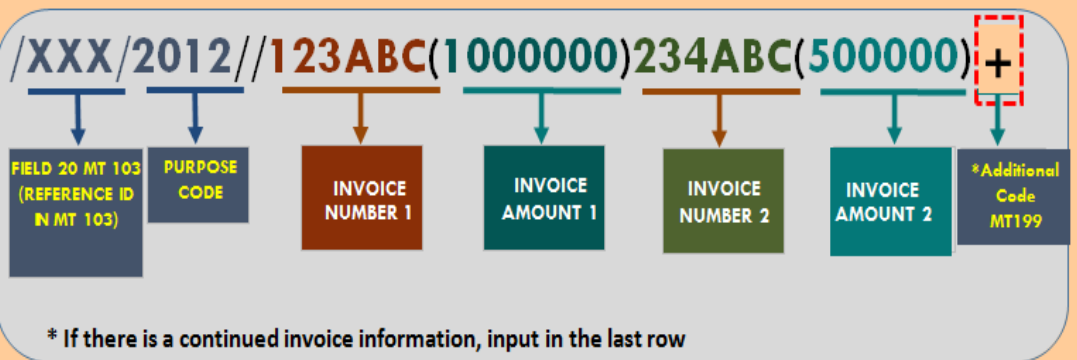
2012 - IMPORT

MT199

CONTINUE  
from MT103



CORRECTION  
IN MT103



## FORMAT VALIDATION MT103 AND MT199

1. Format purpose code (separator and invoice information) used is limited on number, letter and special character allowed by SWIFT and Bank Indonesia.
2. Transaction code on format purpose code can be for export/import/non export-import transaction ; for export transaction which is not in accordance with the format required, Bank will not continue the payment to beneficiary's account ;
3. Invoice amount in field 70 MT103 and field 79 MT199 is equal or less than amount in field 32A MT103 (subfield interbank settled amount).
4. If the usage of MT199 is more than 1 message, the completion of field 21 MT199 is same with field 20 MT103.
5. The continued invoice information in field 70 MT103 and field 79 MT199, shall be input in one unit of invoice before the additional code (+).

Example: XYZ123(100000)+ → **correct** ; XYZ123+ → **wrong**